

SONA COLLEGE OF TECHNOLOGY

DEPARTMENT OF MECHANICAL ENGINEERING

Stakeholders Feedback Analysis Report on Curriculum Design -2021-22 ODD Semester

Date: 13.05.2021

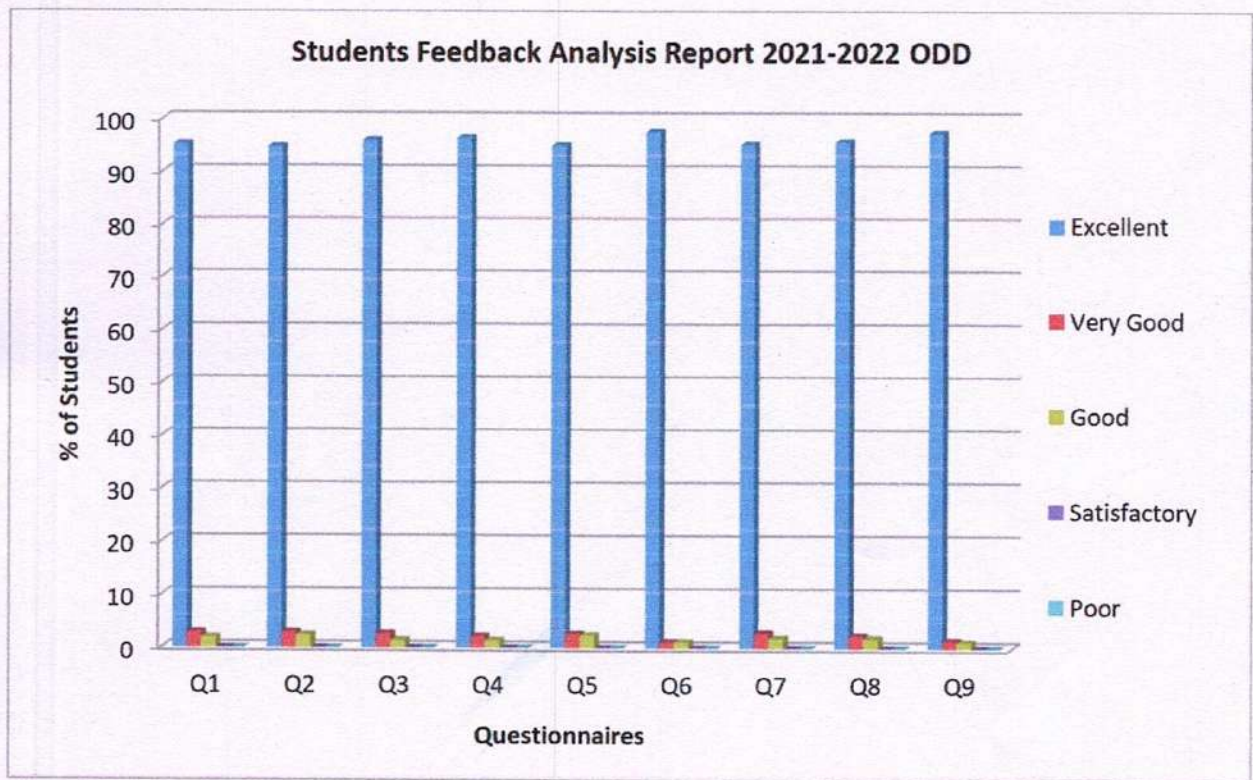
1.Student's Feedback Analysis:

The department has obtained feedback on the curriculum from students through questionnaires which contain the following major aspects such as courses offered, curriculum and syllabus, course outcomes, sufficient textbooks and reference books, curriculum for the enhancement, real-world application and career advancement, and lifelong learning. Totally 420 students gave their feedback on the curriculum for the academic year 2021-22.

Total number of responses = 420

Question No.	STATEMENT	Excellent	Very Good	Good	Satisfactory	Poor
Q1	How do you rate the relevance of the courses offered in relation to the program?	400	12	8	0	0
Q2	How do you rate the curriculum and syllabus prescribed for the program?	398	12	10	0	0
Q3	How do rate the courses the allotted lecture/tutorials/practical hours are sufficient?	403	11	6	0	0
Q4	How do rate the course outcomes are clear and understandable?	405	9	6	0	0
Q5	How do rate the courses have sufficient text books and reference books are relevant and available in the library?	399	11	10	0	0
Q6	How do rate the curriculum for the enhancement of technical skills, problem solving skills and modern tool usage?	410	5	5	0	0

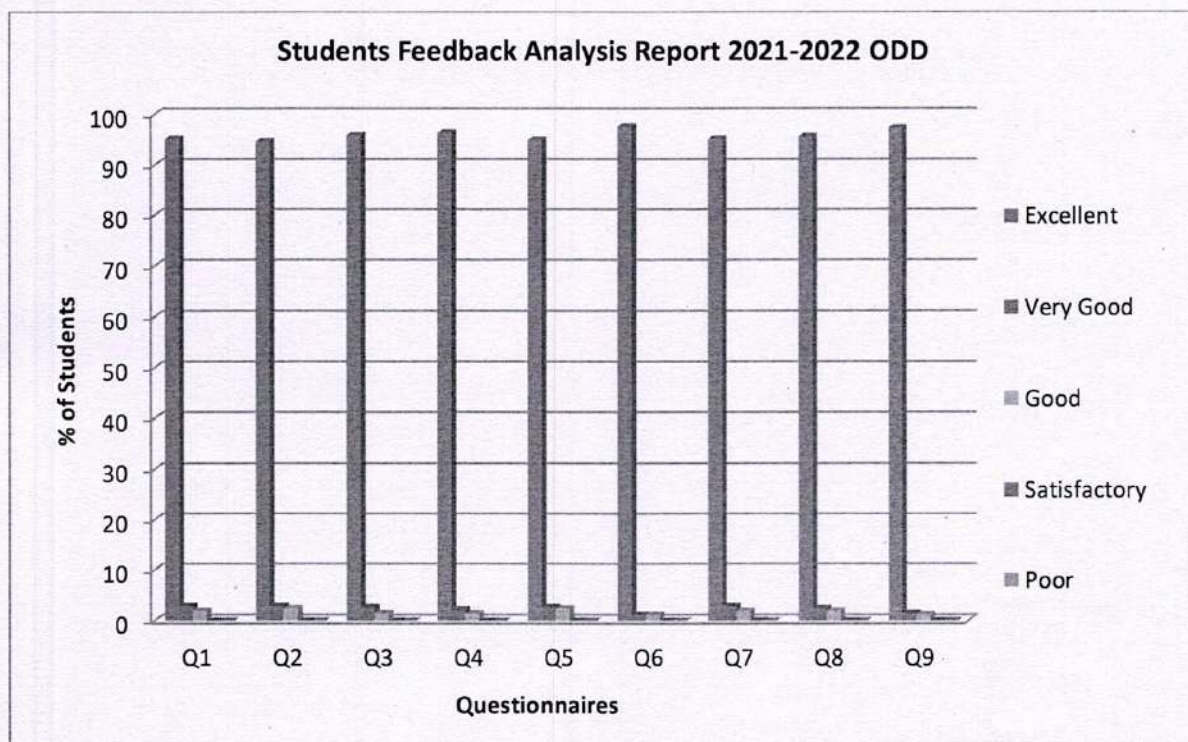
Question No.	STATEMENT	Excellent	Very Good	Good	Satisfactory	Poor
Q7	How do rate the courses for real world application and supporting for Entrepreneurship?	400	12	8	0	0
Q8	How do rate the curriculum design that supports to apply engineering knowledge for the society?	402	10	8	0	0
Q9	How do rate the courses are useful in the career advancement and lifelong learning?	409	6	5	0	0



Student's Feedback Analysis Chart

The above student's feedback analysis chart shows the percentage of students and feedback questionnaires. 403 out of 420 responses indicated that the curriculum was excellent. In addition to that they have given the following feedback as inclusion of both design and analysis software, NPTEL courses to learn the recent trend in the field, and concepts of 'Electrical Vehicle Systems' topics in the syllabus. From the above feedback report overall curriculum, strongly reflected mechanical engineering with advanced technology courses.

Question No.	STATEMENT	Excellent	Very Good	Good	Satisfactory	Poor
Q7	How do rate the courses for real world application and supporting for Entrepreneurship?	400	12	8	0	0
Q8	How do rate the curriculum design that supports to apply engineering knowledge for the society?	402	10	8	0	0
Q9	How do rate the courses are useful in the career advancement and lifelong learning?	409	6	5	0	0



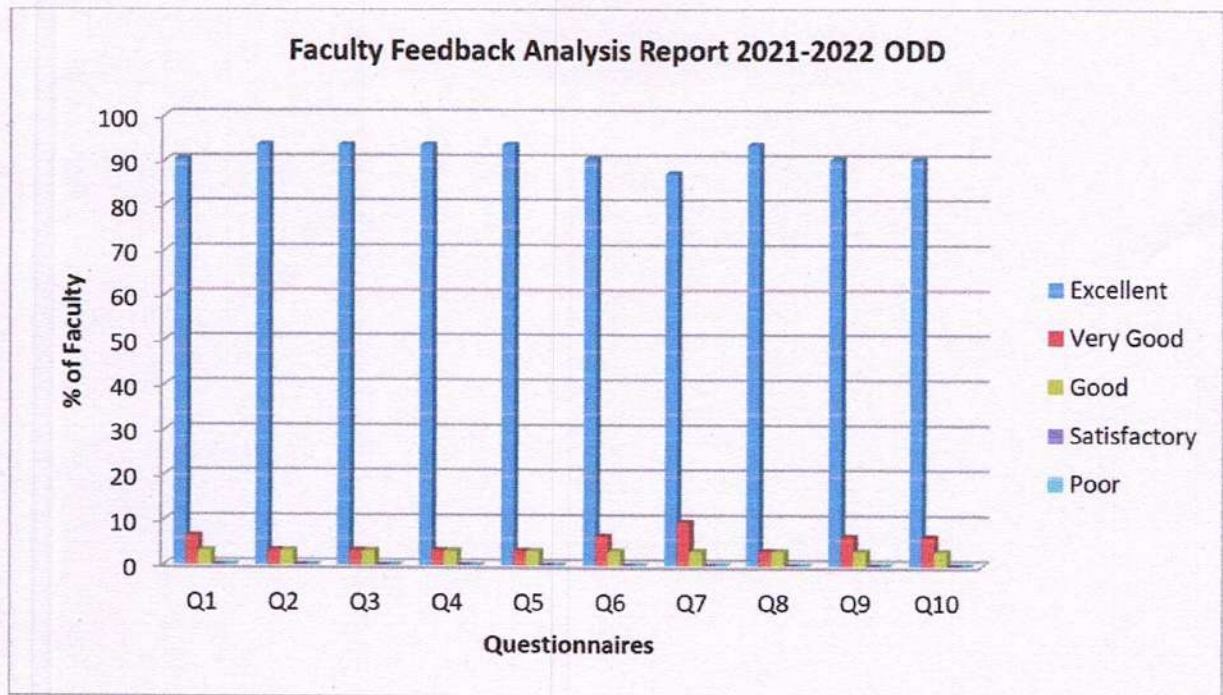
Student's Feedback Analysis Chart

The above student's feedback analysis chart shows the percentage of students and feedback questionnaires. 403 out of 420 responses indicated that the curriculum was excellent. In addition to that they have given the following feedback as inclusion of both design and analysis software, NPTEL courses to learn the recent trend in the field, and concepts of 'Electrical Vehicle Systems' topics in the syllabus. From the above feedback report overall curriculum strongly reflected mechanical engineering with advanced technology courses.

2. Faculty Feedback Analysis:

Total number of responses = 31 (Faculty)

Question No.	STATEMENT	Excellent	Very Good	Good	Satisfactory	Poor
Q1	How do you rate the relevance of these courses in relation to the program?	28	2	1	0	0
Q2	How do you rate the curriculum design and syllabus prescribed for the program?	29	1	1	0	0
Q3	How do rate this course the allotted lecture/ tutorials/ practical hours are sufficient?	29	1	1	0	0
Q4	How do rate this course have sufficient reading materials and resources available in the library?	29	1	1	0	0
Q5	How do rate this course the outcomes are appropriately defined and mapped?	29	1	1	0	0
Q6	How do rate this course for dealing modern development / technological advancement?	28	2	1	0	0
Q7	How do rate this course for understanding concepts and relating to real world application?	27	3	1	0	0
Q8	How do rate this course provision to adopt new techniques and tools in teaching?	29	1	1	0	0
Q9	How do rate this course useful in the career advancement and lifelong learning of students?	28	2	1	0	0
Q10	How do rate this course for the contribution to the needs of the society?	28	2	1	0	0



Faculty Feedback Analysis Chart

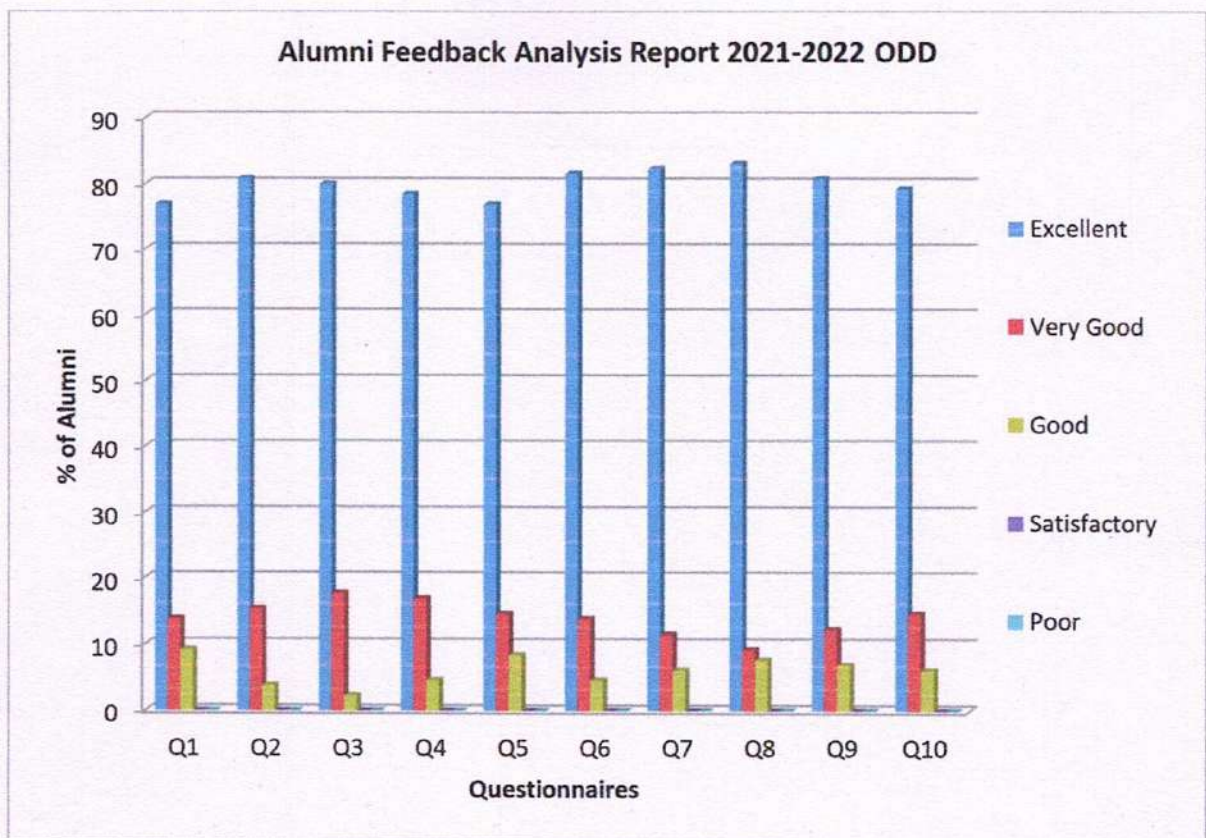
The above feedback analysis taken from faculty of various sub streams of mechanical engineering shows overall curriculum is strong enough to face the latest technology including software as well as core. Additionally include topics like radiation, the balancing concept and the vibration concept in the curriculum for getting placement opportunities in the core area.

3. Alumni Feedback Analysis

Total number of responses = 130

Question No.	STATEMENT	Excellent	Very Good	Good	Satisfactory	Poor
Q1	How do you rate the relevance of the courses in the relation to the program?	100	18	12	0	0
Q2	How do you rate the curriculum design and the syllabus prescribed for the programs?	105	20	5	0	0
Q3	How do you rate the sequence of the courses included in the programs	104	23	3	0	0

Question No.	STATEMENT	Excellent	Very Good	Good	Satisfactory	Poor
Q4	How do you rate the competencies in the relation to the course content	102	22	6	0	0
Q5	How do you rate the sequence of the topics placed in the course syllabus	100	19	11	0	0
Q6	At what extend curriculum matched with current industry trends	106	18	6	0	0
Q7	How do you rate the offering of the electives in relation to the technological advancements	107	15	8	0	0
Q8	How do you rate the depth and load of course content including project work	108	12	10	0	0
Q9	How do you rate the course which are skills related matching to the industry included in the programs?	105	16	9	0	0
Q10	How best the curriculum and courses helps to you to improve your inter and intrapersonal skills.	103	19	8	0	0



Alumni Feedback Analysis Chart

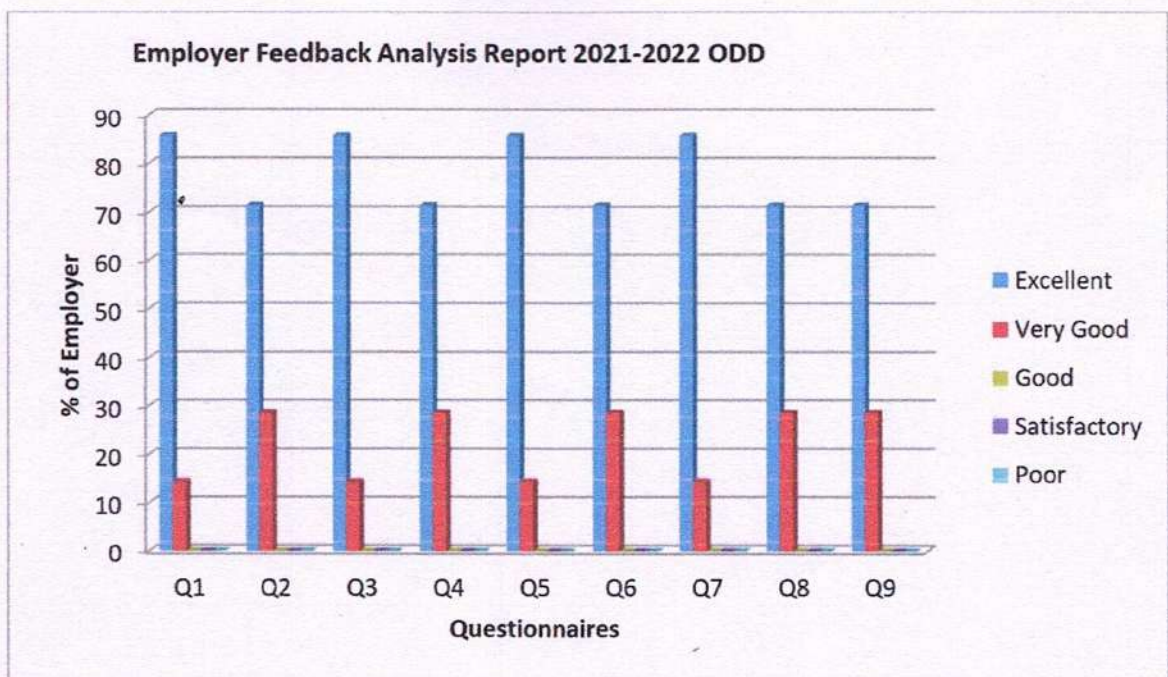
Feedback analysis response is taken from 130 alumni and the bar chart is drawn by percentage of alumni against various questions. They suggest including topics k-means algorithm and supervised learning algorithm in the curriculum for to students get jobs in the IT field. In addition to that they suggest adding the 'Nondestructive testing' concept also students can get jobs in the core field as well. Also 104 out of 130 gave their feedback as excellent for overall curriculum design in the current mechanical field.

4. Employer Feedback Analysis

Total number of responses = 8

Question No.	STATEMENT	Excellent	Very Good	Good	Satisfactory	Poor
Q1	How do rate the curriculum and syllabus gives sufficient knowledge in the area of study?	6	1	0	0	0
Q2	How do rate the curriculum ensures required skill sets appropriate to the industry?	5	2	0	0	0

Question No.	STATEMENT	Excellent	Very Good	Good	Satisfactory	Poor
Q3	How do rate our curriculum design focus on employability?	6	1	0	0	0
Q4	How do rate the interpersonal skill of the student?	5	2	0	0	0
Q5	How do rate, our student can effectively apply modern engineering technology and tools in their profession?	6	1	0	0	0
Q6	How do rate our student, capable to communicate effectively?	5	2	0	0	0
Q7	How do rate the level of technical contribution of our student?	6	1	0	0	0
Q8	How do rate the students have the ability to learn continuously and upgrade their skills?	5	2	0	0	0
Q9	How do rate our student, professional, Ethical & socially responsible engineer?	5	2	0	0	0
Q10	How do rate our curriculum that contributes to the needs of the society?	5	2	0	0	0



Employer Feedback Analysis Chart

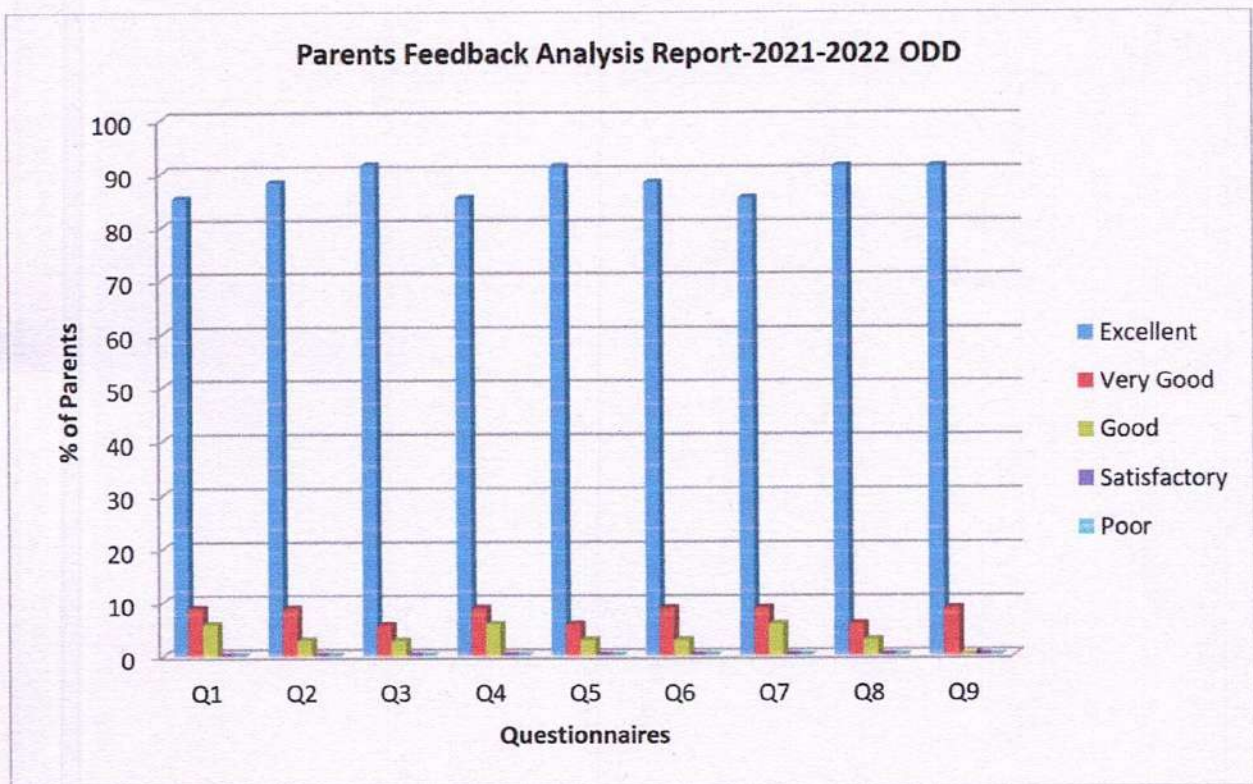
The above employer feedback shows nearly 7 employer's responses. They recommended including the topic 'Failure mode effective analyses' and 'few case studies of supply chain management' for getting industry ready. Also, suggested to get trained properly by attending more mock interviews to get the campus placement

5. Parents Feedback Analysis

Total number of responses = 34

Question No.	STATEMENT	Excellent	Very Good	Good	Satisfactory	Poor
Q1	Is the curriculum covers major focus area of mechanical engineering?	29	3	2	0	0
Q2	Is the syllabus covered the entire topics related to Mechanical engineering?	30	3	1	0	0
Q3	Is the syllabus covered related to latest trends?	32	2	1	0	0
Q4	Is the syllabus covered can meet the industry requirement?	29	3	2	0	0
Q5	Are the topics in the syllabus sufficient for the solve real time problems?	31	2	1	0	0

Question No.	STATEMENT	Excellent	Very Good	Good	Satisfactory	Poor
Q6	Are the lab courses covers the industry standards?	30	3	1	0	0
Q7	Are the electives are sufficient for the improvement of knowledge for your ward?	29	3	2	0	0
Q8	Is your ward able to follow the syllabus contents?	31	2	1	0	0
Q9	Are the contents in the syllabus can make your ward lifelong learning	31	3	0	0	0



Parents Feedback Analysis Chart

The above graph plotted between the percentage of parent's response and feedback questionnaires. The 30 out of 34 parent's response was excellent for the curriculum design. They also provided few suggestions like including vibration system and robotics in the curriculum.

S. Deepa
12/15/21
BOS Coordinator/ Mechanical

S. Senthil Kumar
13/05/2021
BOS Chairman/Mechanical
Dr. D. SENTHIL KUMAR, M.E., Ph.D
PROFESSOR & HEAD
DEPT. OF MECHANICAL ENGG.
SONA COLLEGE OF TECHNOLOGY
JUNCTION MAIN ROAD, SALEM-5.

SONA COLLEGE OF TECHNOLOGY
DEPARTMENT OF MECHANICAL ENGINEERING
Stakeholders Feedback Analysis Report on Curriculum Design
2021-22 (Even Semester)

Date: 25.10.2021

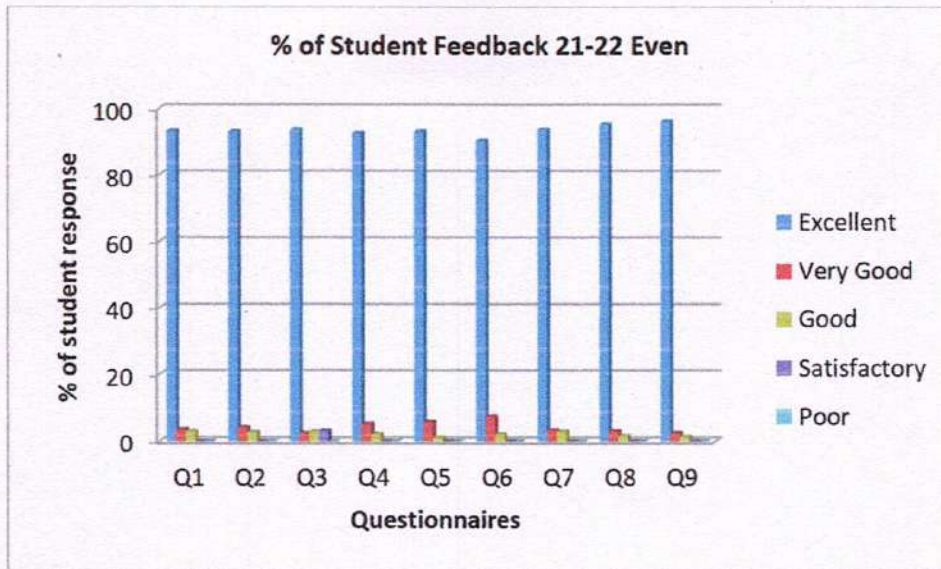
3.Student's Feedback Analysis:

The department gathered feedback on the curriculum from 363 students through a questionnaire, relevance to industry trends, incorporation of practical applications, flexibility in course offerings and feedback mechanism covering key aspects including for the academic year 2021-2022.

Totally 363 students gave their feedback on curriculum for the academic year 2021-2022.

Total number of responses = 363

Question No	STATEMENT	Excellent	Very Good	Good	Satisfactory	Poor
Q1	How do you rate the relevance of the courses offered in relation to the program?	339	13	11	0	0
Q2	How do you rate the curriculum and syllabus prescribed for the program?	338	15	10	0	0
Q3	How do rate the courses the allotted lecture/tutorials/practical hours are sufficient?	340	9	11	3	0
Q4	How do rate the course outcomes are clear and understandable?	336	19	8	0	0
Q5	How do rate the courses have sufficient text books and reference books are relevant and available in the library?	338	21	4	0	0
Q6	How do rate the curriculum for the enhancement of technical skills, problem solving skills and modern tool usage?	328	27	8	0	0
Q7	How do rate the courses for real world application and supporting for Entrepreneurship?	340	12	11	0	0
Q8	How do rate the curriculum design that supports to apply engineering knowledge for the society?	346	11	6	0	0
Q9	How do rate the courses are useful in the career advancement and lifelong learning?	349	9	5	0	0



Student's Feedback Analysis Chart

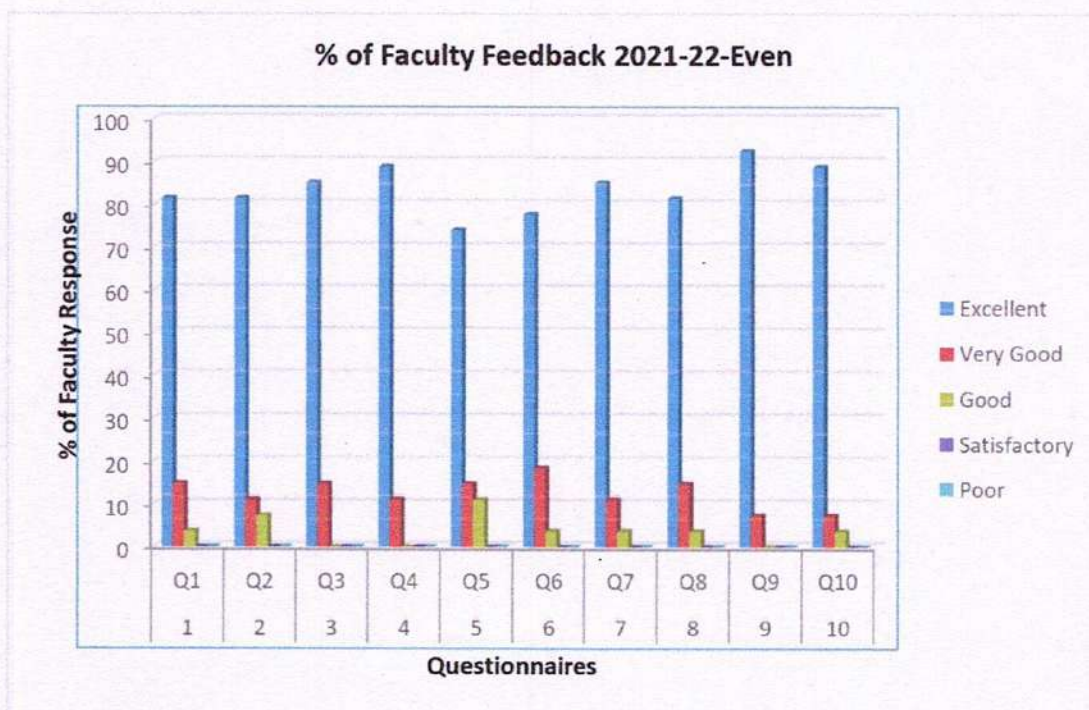
Students actively engage with the curriculum, suggesting the inclusion of machine learning and condition monitoring in the Mechanical Vibration and Noise Control syllabus. The positive response to emphasizing real-time applications and industry relevance reveals an appreciation for practical learning. Students are interested in updated laboratory courses, embracing technologies like MAT lab and Lab view for a better hands-on experience. Their support for continuous improvement and alignment with industry needs indicates an understanding and liking for flexible educational approaches. Moreover, students emphasize the importance of including data security concepts in the Introduction to Industrial Internet Of Things (IIoT) syllabus, highlighting their concern for cyber security. Their request for more industry-related case studies and a focus on reading with interest underscores their eagerness for a curriculum that provides practical insights and stimulates curiosity.

2. Faculty Feedback Analysis:

Total number of responses = 27 (Faculty)

Question No.	STATEMENT	Excellent	Very Good	Good	Satisfactory	Poor
Q1	How do you rate the relevance of these courses in relation to the program?	22	4	1	0	0
Q2	How do you rate the curriculum design and syllabus prescribed for the program?	22	3	2	0	0

Question No.	STATEMENT	Excellent	Very Good	Good	Satisfactory	Poor
Q3	How do rate this course the allotted lecture/ tutorials/ practical hours are sufficient?	23	4	0	0	0
Q4	How do rate this course have sufficient reading materials and resources available in the library?	24	3	0	0	0
Q5	How do rate this course the outcomes are appropriately defined and mapped?	20	4	3	0	0
Q6	How do rate this course for dealing modern development / technological advancement?	21	5	1	0	0
Q7	How do rate this course for understanding concepts and relating to real world application?	23	3	1	0	0
Q8	How do rate this course provision to adopt new techniques and tools in teaching?	22	4	1	0	0
Q9	How do rate this course useful in the career advancement and lifelong learning of students?	25	2	0	0	0
Q10	How do rate this course for the contribution to the needs of the society?	24	2	1	0	0



Faculty Feedback Analysis Chart

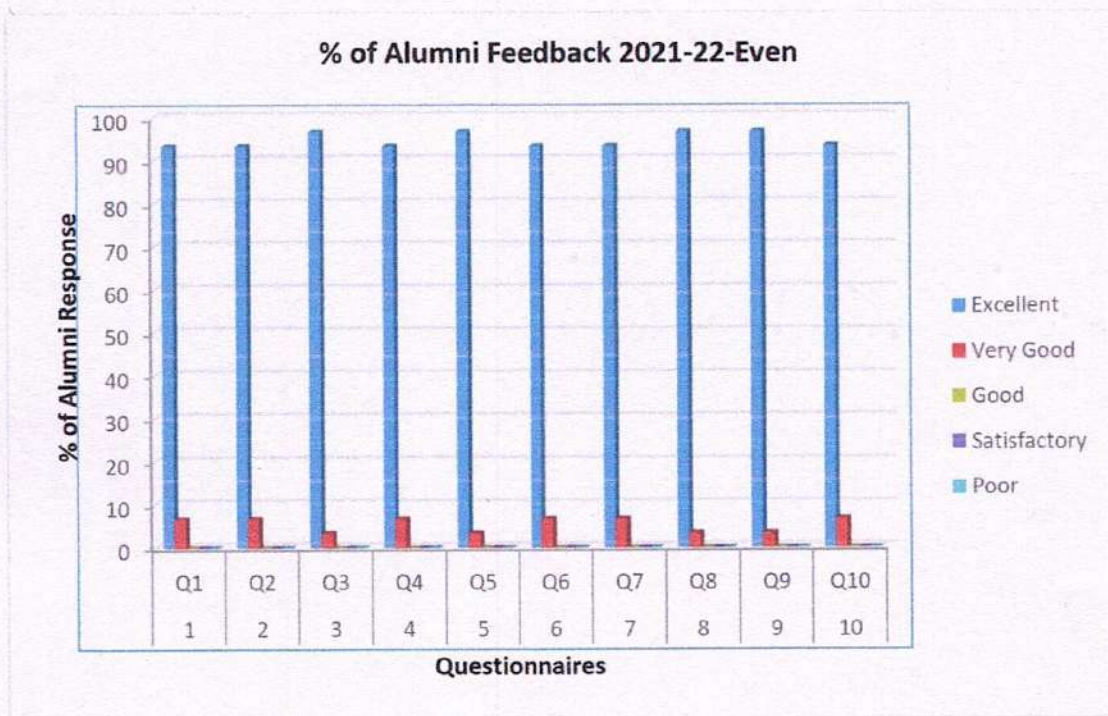
This feedback shows that people like the efforts to make the curriculum better by including current topics and matching it with what the industry needs. It proves a dedication to giving students a curriculum that's not just in theory but also useful for what the industry wants now. This feedback says people see the need for clear rules to make it easier to connect outcomes. Clear rules can make the curriculum better and help with assessing and making it better. This feedback says there's a forward-thinking approach to keeping the institution's vision and mission up-to-date. Changing the statement can guide ongoing improvement and adapting to how education is changing.

3. Alumni Feedback Analysis

Total number of responses = 30

Question No.	STATEMENT	Excellent	Very Good	Good	Satisfactory	Poor
Q1	How do you rate the relevance of the courses in the relation to the program?	28	2	0	0	0
Q2	How do you rate the curriculum design and the syllabus prescribed for the programs?	28	2	0	0	0
Q3	How do you rate the sequence of the courses included in the programs	29	1	0	0	0
Q4	How do you rate the competencies in the relation to the course content	28	2	0	0	0
Q5	How do you rate the sequence of the topics placed in the course syllabus	29	1	0	0	0
Q6	At what extend curriculum matched with current industry trends	28	2	0	0	0
Q7	How do you rate the offering of the electives in relation to the technological advancements	28	2	0	0	0
Q8	How do you rate the depth and load of course content including project work	29	1	0	0	0

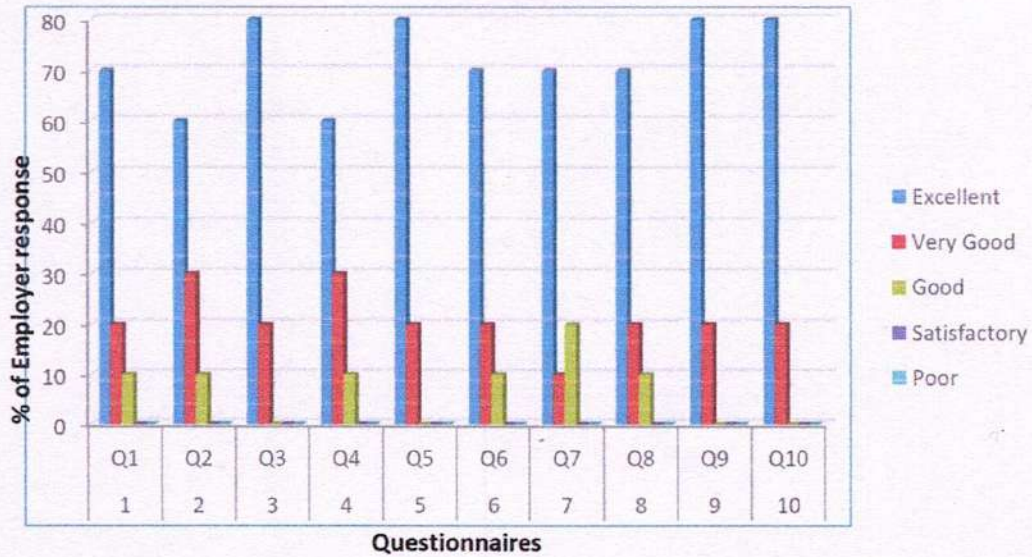
Question No.	STATEMENT	Excellent	Very Good	Good	Satisfactory	Poor
Q9	How do you rate the course which are skills related matching to the industry included in the programs?	29	1	0	0	0
Q10	How best the curriculum and courses helps to you to improve your inter and intrapersonal skills.	28	2	0	0	0



Alumni Feedback Analysis Chart

This feedback is saying it's good to be proactive in keeping the institution's vision and mission up-to-date. If we change the statement, it can help guide continuous improvement and adapt to the changing educational world. This feedback shows people see the need for clear rules to make it easier to connect outcomes. Clear rules can make the curriculum better and help with assessing and making it better. This feedback means people like the efforts to make the curriculum better by including current topics and matching it with what the industry needs. It proves a dedication to giving students a curriculum that's not just in theory but also useful for what the industry wants now.

% of Employer Feedback 2021-22-Even



Employer Feedback Analysis Chart

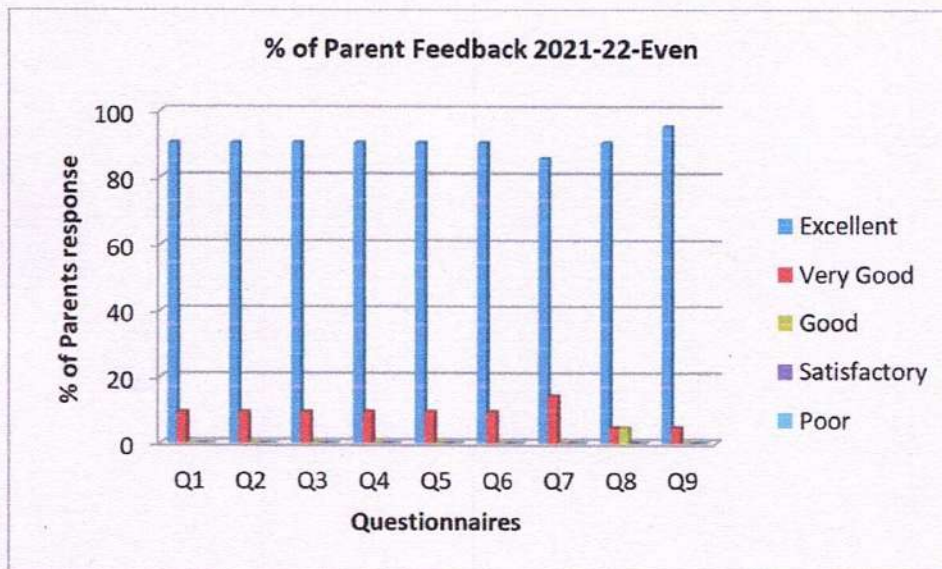
This feedback shows that people recognize the importance of keeping the curriculum up-to-date with content that matters to the industry. Adding GATE content shows a focus on making sure students are ready for competitive exams, giving them a well-rounded preparation. This feedback means people understand that mechatronics is always changing, and it's important to include new topics. It shows a dedication to giving students knowledge and skills that are current and useful in real-world situations. This feedback emphasizes that people know Operations Research involves different fields, and it could be good to add simulation modeling and gaming theory. Adding GATE syllabus parts shows a smart approach to matching the curriculum with competitive exams.

5. Parents Feedback Analysis

Total number of responses = 30

Question No.	STATEMENT	Excellent	Very Good	Good	Satisfactory	Poor
Q1	Is the curriculum covers major focus area of mechanical engineering?	19	2	0	0	0
Q2	Is the syllabus covered the entire topics related to Mechanical engineering?	19	2	0	0	0
Q3	Is the syllabus covered related to latest trends?	19	2	0	0	0

Question No.	STATEMENT	Excellent	Very Good	Good	Satisfactory	Poor
Q4	Is the syllabus covered can meet the industry requirement?	19	2	0	0	0
Q5	Are the topics in the syllabus sufficient for the solve real time problems?	19	2	0	0	0
Q6	Are the lab courses covers the industry standards?	19	2	0	0	0
Q7	Are the electives are sufficient for the improvement of knowledge for your ward?	18	3	0	0	0
Q8	Is your ward able to follow the syllabus contents?	19	1	1	0	0
Q9	Are the contents in the syllabus can make your ward lifelong learning	20	1	0	0	0



Parents Feedback Analysis Chart

The stakeholders express pleasure at the inclusion of industry-related topics in the syllabus. There is a recommendation to incorporate machine learning and IIOT (Industrial Internet of Things) syllabus to enhance automation skills. There is encouragement for Autonomous Vehicle design and up-skilling in related technologies.

[Signature]
BOS Coordinator/ Mechanical

[Signature] 25/10/2021
BOS Chairman/Mechanical

Dr. D. SENTHIL KUMAR, M.E., Ph.D
PROFESSOR & HEAD
DEPT. OF MECHANICAL ENGG.
SONA COLLEGE OF TECHNOLOGY
JUNCTION MAIN ROAD, SALEM-5.