

**SONA COLLEGE OF TECHNOLOGY  
DEPARTMENT OF ECE**

**Feedback Analysis Report 2021-22 Odd Semester**

**Alumni Survey**

The college periodically solicits feedback from alumni regarding their ability to accommodate themselves in their careers and their professional accomplishments. The primary objective of this analysis is to gain insights into their experiences, assess their overall satisfaction levels, and pinpoint areas where our institution/program can enhance its support.

**SONA COLLEGE OF TECHNOLOGY**  
DEPARTMENT OF ECE  
ALUMNI SURVEY FORM

Dear Alumni,

We are encouraged by the success of our alumni shown in the workplace and in the enrollment and performance in the higher studies. This survey is done for the purpose of evaluating the achievement of the faculty of electronics and communication engineering program educational objectives (PEOs), which is one of the major components in adopting and implementing outcome based education (OBE) concept. We collect survey from our alumni in order to obtain information which will be helpful in department planning and guiding the current students. The questionnaire shall take approximately 15 mins to complete and we value your honest and detailed responses.

Our sincere thanks for your cooperation.

Name	
Currently working in	
Current Designation	
Contact address	
Contact No	
E-mail address	

1. To meet the current job requirement, please specify the tools/ technologies you used other than what you have learnt during the program.

2. Is there any course (subject) to be added in the curriculum to satisfy the job requirements?  
 Yes  No If yes, specify the course & its significance

3. Is there any course in the curriculum that is not needed for profession?  
 Yes  No If yes, specify the course & the reason.

4. In what way would you like to contribute to the college  
 Sponsor resources  Provide technical training  
 Guest lectures  If others, please specify

Questionnaire (Please circle)

S.No	Questionnaire	PGO	To a great extent	To a moderate extent	To a slight extent	To a very little extent	Not at all
1.	Practice ethics in the profession.	1	3	4	3	2	1
2.	Involved in developing engineering solutions by using the aptitude and technical skills.	1	5	4	3	2	1
3.	work individually and in multi-disciplinary teams	1	5	4	3	2	1
4.	Able to communicate effectively to subordinates as well as superiors.	2	5	4	3	2	1
5.	Able to lead a team.	2	5	4	3	2	1

S.No	Questionnaire	PGO	Yes	No	If yes? Please provide the information
1.	Have you acquired any skills after graduation? (higher education or specialization)	3			
2.	Do you possess any Membership in professional societies?	3			
3.	Have you published papers?	2,3			

Signature \_\_\_\_\_

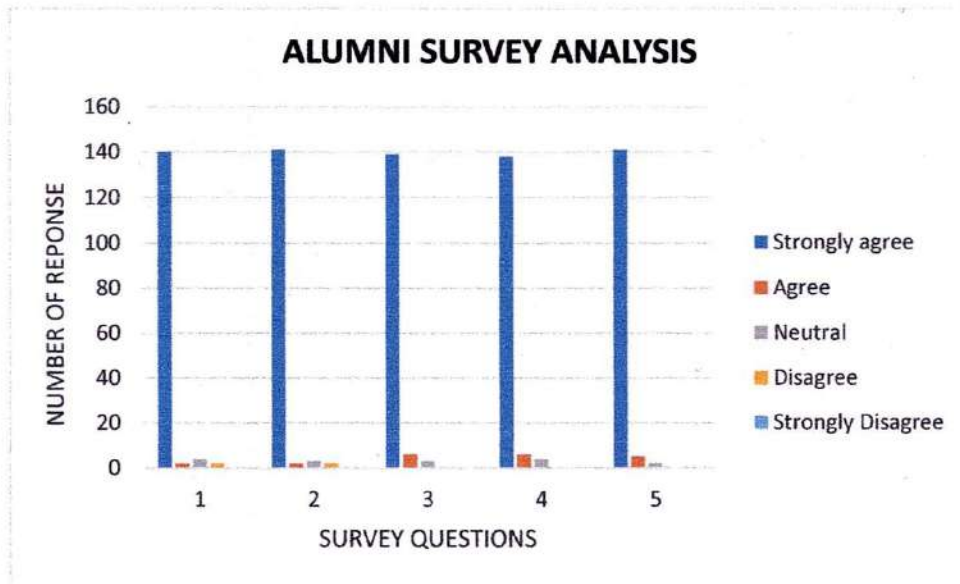
Thank you for taking the time to complete the questionnaire.

If you wish to make further comments for improvement of the department please use the space below or attach an additional sheet.

**Fig -1 Sample Alumni survey form**

**Table-1 Response from Alumni for 21-22 Odd Semester**

S.No	Particular	Strongly agree	Agree	Neutral	Disagree	Strongly Disagree
1	Practice ethics in the profession	140	2	4	2	0
2	Involved in developing engineering solutions by using the aptitude and technical skills.	141	2	3	2	0
3	work individually and in multi-disciplinary teams	139	6	3	0	0
4	Able to communicate effectively to subordinates as well as superiors.	138	6	4	0	0
5	Able to lead a team.	141	5	2	0	0



**Fig 2 Bar chart of Alumni responses**

The most common strength listed by engineers is practice ethics in the profession (100%). This suggests that engineers take their ethical obligations very seriously. Other common strengths include involved in developing engineering solutions by using the aptitude and technical skills (99.3%), work individually and in multi-disciplinary teams (98.6%), able to communicate effectively to subordinates as well as superiors (98%), and able to lead a team (98%).

## Employer survey

The college periodically seeks feedback from employers regarding the students ability to work in team, their skills and the ability to align themselves to the demanding needs of the industry. The primary objective of this analysis is to gain insights into their experiences, assess their overall satisfaction levels, and pinpoint areas where our institution/program can enhance its support.

**SONA COLLEGE OF TECHNOLOGY, SALEM-5**  
 Department of ECE  
**Satisfactory Survey from Employer**  
 (On Curriculum, Course, Teaching-Learning and Evaluation)

Dear Employer,

Many graduates from SCT are already working in your organization. We are thankful to you for providing them employment in your esteemed organization. We appreciate if you can spare your valuable time to fill up this feedback form. It will help us to improve the Institute further and provide you better employees in future.

S. No.	Descriptor	Strongly agree	Agree	Neutral	Disagree	Strongly disagree
1.	The technical knowledge of the students is good.					
2.	The curriculum and syllabus provide sufficient knowledge.					
3.	The students are able to work as part of the team.					
4.	The students maintain cordial relation with peers and seniors.					
5.	Communication skills of the students are good					
6.	Students have the required managerial / leadership qualities.					
7.	Students volunteer to get into new initiatives taken up by the industry.					
8.	Students contribute substantially to the growth of the industry.					
9.	Students align themselves to the demanding needs of the industry.					
10.	The curriculum and non-curricular initiatives taken up by SCT has helped the students to attain the required competency level.					
11.	Students have the ability to learn industrial practices fast and mold themselves into the stream.					

Any other points to improve the student quality:

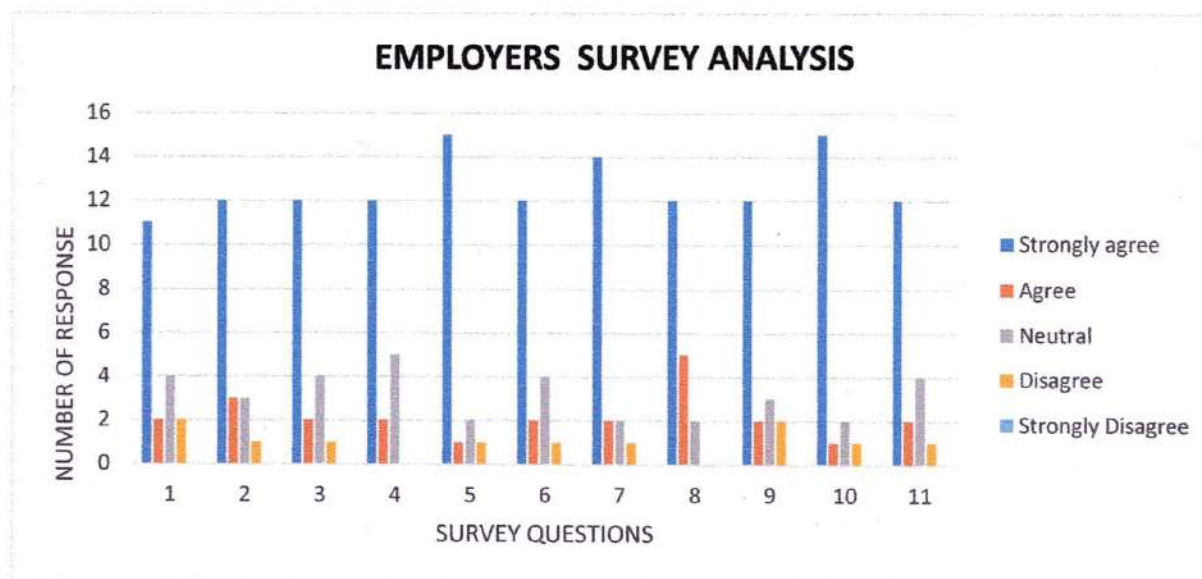
Signature with Name and Industry Name

**Fig -3 Sample Employer survey form**

**Table-2 Response from Employer for 21-22 Odd Semester**

S.No	Particular	Strongly agree	Agree	Neutral	Disagree	Strongly Disagree
1	The technical knowledge of the students is good,	11	2	4	2	0
2	The curriculum and syllabus provide sufficient knowledge.	12	3	3	1	0
3	The students are able to work as part of the team.	12	2	4	1	0
4	The students maintain cordial relation with peers and seniors.	12	2	5	0	0
5	Communication skills of the students are good	15	1	2	1	0

6	Students have the required managerial / leadership qualities.	12	2	4	1	0
7	Students volunteer to get into new initiatives taken up by the industry.	14	2	2	1	0
8	Students contribute substantially to the growth of the industry.	12	5	2	0	0
9	Students align themselves to the demanding needs of the industry.	12	2	3	2	0
10	The curriculum and non-curricular initiatives taken up by SCT has helped the students to attain the required competency level.	15	1	2	1	0
11	Students have the ability to learn industrial practices fast and mold themselves into the stream.	12	2	4	1	0



**Fig-4 Bar chart of Employer responses**

The survey asked students to rate their satisfaction with various aspects of their education, using a scale of 1 to 5, with 5 being the highest. The table shows that students are generally satisfied with their education, with the highest ratings given to the curriculum and syllabus, the ability of students to work as part of a team, and the communication skills of students. The lowest ratings were given to the managerial and leadership qualities of students and the ability of students to align themselves to the demanding needs of the industry.

## Parent Survey

The college regularly seeks feedback from parents with the primary goal of gaining insights into their experiences, evaluating their overall satisfaction levels, and identifying specific areas where our institution/program can improve its support.

Name of the Parent	:	
Qualification	:	
Occupation	:	
Address for Communication	:	
Phone/Mobile no	:	
Name of the Student	:	
Year	:	
Section	:	

S no	Questionnaires related to Curriculum & Syllabus	Feedback ( / mark)			
		Excellent	Good	Satisfactory	Not good
1	Is the curriculum covers the major focus area of ECE?				
2	Is the syllabus covered the entire topics related to ECE?				
3	Is the syllabus covered related to the latest trends?				
4	Is the syllabus covered can meet the industry requirement?				
5	Are the topics in the syllabus sufficient for the solve real-time problems?				
6	Are the lab courses cover the industry standards?				
7	Are the electives are sufficient for the improvement of knowledge in your ward?				
8	Is your ward able to follow the syllabus contents?				
9	Are the contents in the syllabus can make your ward lifelong learning?				

- Do you think any additional courses to be included in the curriculum? If yes give your suggestions.
- Any other suggestions for the improvement of the curriculum & Syllabus?

Signature of the Parent

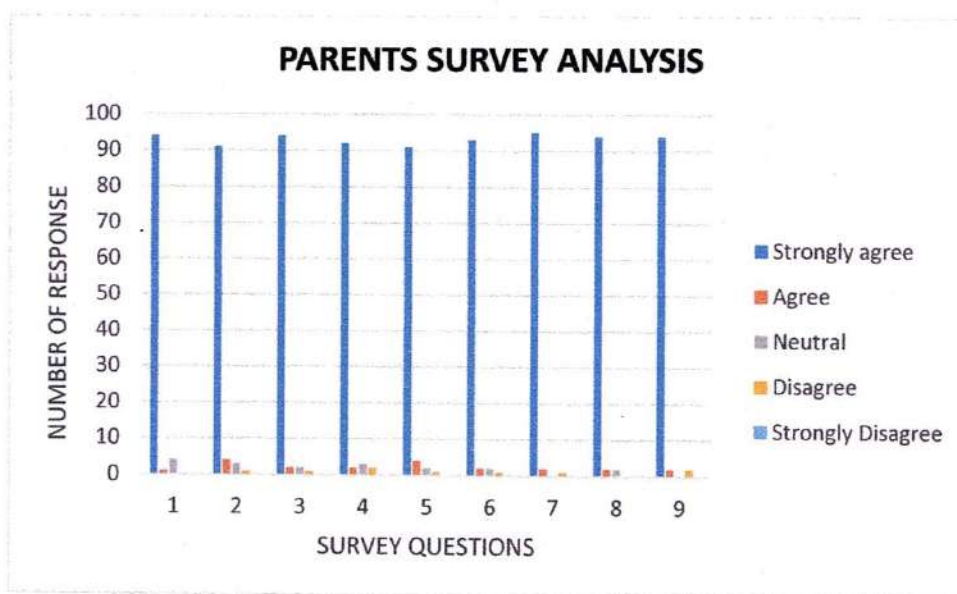
**Fig -5 Sample Parent survey form**

**Table-3 Response from Parents for 21-22 Odd Semester**

S.No	Particular	Strongly agree	Agree	Neutral	Disagree	Strongly Disagree
1	Is the curriculum covers the major focus area of ECE?	94	1	4	0	0
2	Is the syllabus covered the entire topics related to ECE?	91	4	3	1	0
3	Is the syllabus covered related to the latest trends?	94	2	2	1	0
4	Is the syllabus covered can meet the industry requirement?	92	2	3	2	0
5	Are the topics in the syllabus sufficient for the solve real-time problems?	91	4	2	1	0

6	Are the lab courses cover the industry standards?	93	2	2	1	0
7	Are the electives are sufficient for the improvement of knowledge in your ward?	95	2	0	1	0
8	Is your ward able to follow the syllabus contents?	94	2	2	0	0
9	Are the contents in the syllabus can make your ward lifelong learning?	94	2	0	2	0

**Fig-6 Bar chart of Parents responses**



Overall, the image suggests that the curriculum is well-designed and covers the major areas of ECE. However, there is some room for improvement in terms of ensuring that the topics in the syllabus are sufficient for solving real-time problems and that the lab courses and electives are closely aligned with the industry.

## Students Survey

The college periodically solicits feedback from students regarding the curriculum and non-curricular initiatives taken up by SCT has helped the students to attain the required competency level. The primary objective of this analysis is to gain insights into their experiences, assess their overall satisfaction levels, and pinpoint areas where our institution/program can enhance its support.

Name : \_\_\_\_\_  
 Register number : \_\_\_\_\_  
 Programme : B.E/ECE

Date:

S. No.	Descriptor	Excellent	Very good	Good	Satisfactory	Poor
1.	The curriculum and syllabus provide sufficient knowledge and in par with industry needs					
2.	The extent of syllabus coverage in class.					
3.	Usage of teaching aids and ICT in the classroom.					
4.	Fairness in the evaluation process.					
5.	Opportunity to involve in research-related activities					
6.	Initiatives taken by the department for the conduct of industry-oriented courses.					
7.	The curriculum and non-curricular initiatives taken up by SCT has helped the students to attain the					
8.	Support rendered by the department for field visit and internship activities					
9.	Overall learning experience in department of ECE					

Any other points:

|

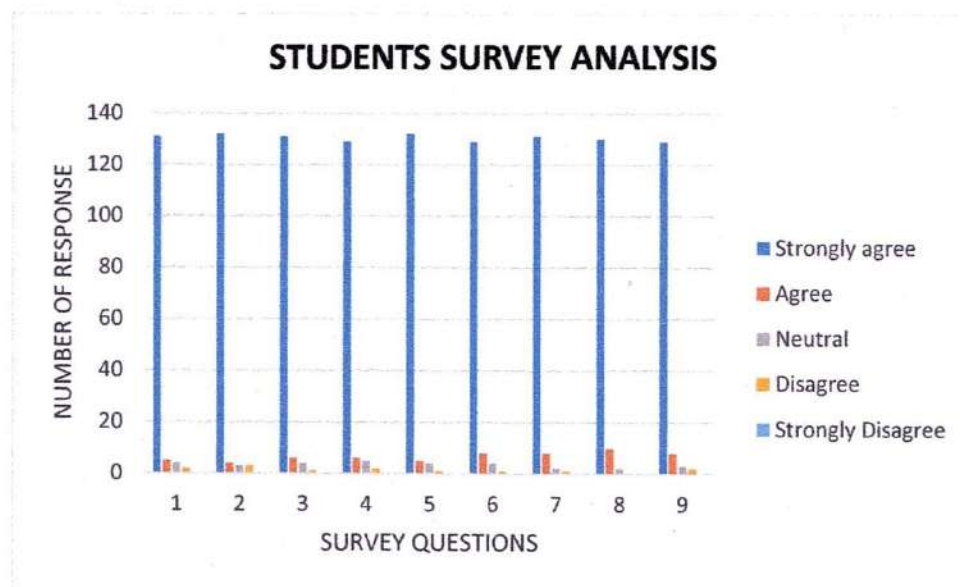
Signature with Name

**Fig-7 Sample Students survey form**

**Table-4 Response from Students for 21-22 Odd Semester**

S.No	Particular	Strongly agree	Agree	Neutral	Disagree	Strongly Disagree
1	The curriculum and syllabus provide sufficient knowledge and in par with industry needs	131	5	4	2	0
2	The extent of syllabus coverage in class.	132	4	3	3	0
3	Usage of teaching aids and ICT in the classroom.	131	6	4	1	0

4	Fairness in the evaluation process.	129	6	5	2	0
5	Opportunity to involve in research-related activities	132	5	4	1	0
6	Initiatives taken by the department for the conduct of industry-oriented courses.	129	8	4	1	0
7	The curriculum and non-curricular initiatives taken up by SCT has helped the students to attain the required competency level.	131	8	2	1	0
8	Support rendered by the department for field visit and internship activities	130	10	2	0	0
9	Overall learning experience in department of ECE	129	8	3	2	0



**Fig-8 Bar chart of Students responses**

The table shows that a majority of respondents (89%) agree that the curriculum and syllabus provide sufficient knowledge and are in par with industry needs. However, there is less agreement among respondents about the extent of syllabus coverage in class (70% agree), usage of teaching aids and ICT (67% agree), fairness in the evaluation process (65% agree), and opportunities to involve in research-related activities (65% agree).



## Academicians Survey

The college routinely requests feedback from academicians concerning their proficiency in incorporating cutting-edge technologies into their careers and their professional achievements. The main goal of this analysis is to garner insights into their experiences, evaluate their overall satisfaction levels, and identify specific areas where our institution/program can improve its support.

S.No	Descriptor	Strongly agree	Agree	Neutral	Disagree	Strongly disagree
1.	Curriculum and syllabus are need based					
2.	The course outcomes are well defined and clear					
3.	The curriculum has a good balance between theory and practical.					
4.	The textbooks/Reference Books are well suited to the courses.					
5.	The system followed by the department for the design and development of curriculum is effective					
6.	The distribution of contact hours among the course components is appropriate					
7.	The electives offered are in relation to the technological advancements					

Additional Comments / Suggestions:

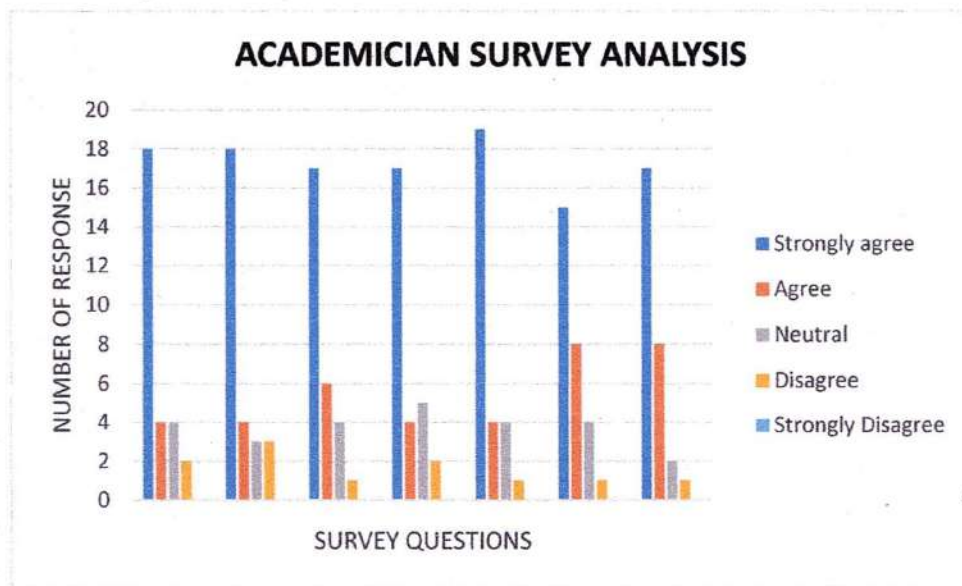
Signature with name and Designation

**Fig 9 Sample Academicians survey form**

**Table-5 Response from Academicians for 21-22 Odd Semester**

S.No	Particular	Strongly agree	Agree	Neutral	Disagree	Strongly Disagree
1	Curriculum and syllabus are need based	18	4	4	2	0
2	The course outcomes are well defined and clear	18	4	3	3	0
3	The curriculum has a good balance between theory and practical.	17	6	4	1	0

4	The textbooks/Reference Books are well suited to the courses.	17	4	5	2	0
5	The system followed by the department for the design and development of curriculum is effective	19	4	4	1	0
6	The distribution of contact hours among the course components is appropriate	15	8	4	1	0
7	The electives offered are in relation to the technological advancements	17	8	2	1	0



**Fig-10 Bar chart of Academicians responses**

The image suggests that the curriculum is well-designed and has several strengths. However, there are some areas where the curriculum could be improved, such as reducing the workload on students, aligning the assessment methods with the learning objectives, and providing more opportunities for students to develop their soft skills and research skills. The strengths of the curriculum include It is well-designed and covers the major areas of ECE, It is aligned with the latest industry trends, It provides a good balance between theory and practice and It is supported by well-equipped laboratories and experienced faculty.

*Dr. T. Shanthi*

**BOS Coordinators**

Dr T. Shanthi  
Dr. K. Manju

*Dr. R. S. Sabeenian*

**BOS Chairman**

Dr. R. S. Sabeenian

**Dr. R. S. SABEENIAN, M.E., M.B.A., Ph.D**

Professor and Head of Department,  
Electronics and Communication Engg.

**SONA COLLEGE OF TECHNOLOGY**

**SALEM-636 005. Tamil Nadu. Indi**

**SONA COLLEGE OF TECHNOLOGY  
DEPARTMENT OF ECE**

**Feedback Analysis Report 2021-22 EVEN SEMESTER**

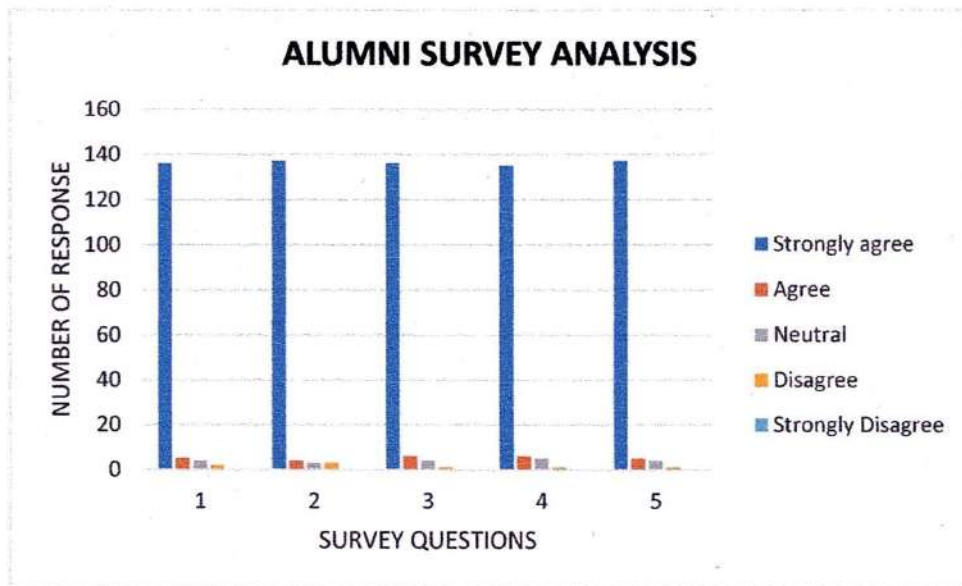
**Alumni Survey**

The college periodically solicits feedback from alumni regarding their ability to accommodate themselves in their careers and their professional accomplishments. The primary objective of this analysis is to gain insights into their experiences, assess their overall satisfaction levels, and pinpoint areas where our institution/program can enhance its support.

**Fig-1 Sample Alumni survey form**

**Table-1 Response from Alumni for 21-22 EVEN Semester**

S.No	Particular	Strongly agree	Agree	Neutral	Disagree	Strongly Disagree
1	Practice ethics in the profession	136	5	4	2	0
2	Involved in developing engineering solutions by using the aptitude and technical skills.	137	4	3	3	0
3	work individually and in multi-disciplinary teams	136	6	4	1	0
4	Able to communicate effectively to subordinates as well as superiors.	135	6	5	1	0
5	Able to lead a team.	137	5	4	1	0



**Fig-2 Bar chart of Alumni responses**

The majority of our alumni reported being extremely happy with our programme and school. The majority of responders, 97.44% on average, strongly believe that they were able to operate in a multidisciplinary team and practise ethics. In conclusion, the comments left by our former students offer insightful information about their experiences and contentment levels. It provides the foundation for ongoing development, guaranteeing the continued relevance and influence of our programme or institution.

## Employer survey

The college periodically seeks feedback from employers regarding the students ability to work in team, their skills and the ability to align themselves to the demanding needs of the industry. The primary objective of this analysis is to gain insights into their experiences, assess their overall satisfaction levels, and pinpoint areas where our institution/program can enhance its support.

### SONA COLLEGE OF TECHNOLOGY, SALEM-5

#### Department of ECE

SONA COLLEGE OF TECHNOLOGY, SALEM-5  
Department of ECE  
Satisfactory Survey from Employer  
(On Curriculum, Course, Teaching Learning and Evaluation)

Dear Employer,

Many graduates from SCT are already working in your organization. We are thankful to you for providing them employment in your esteemed organization. We appreciate if you can spare your valuable time to fill up this feedback form. It will help us to improve the institute further and provide you better employees in future.

S. No.	Descriptor	Strongly agree	Agree	Neutral	Disagree	Strongly disagree
1	The technical knowledge of the students is good.					
2	The curriculum and syllabus provide sufficient knowledge.					
3	The students are able to work as part of the team.					
4	The students maintain cordial relation with peers and seniors.					
5	Communication skills of the students are good					
6	Students have the required managerial / leadership qualities.					
7	Students volunteer to get into new initiatives taken up by the industry.					
8	Students contribute substantially to the growth of the industry.					
9	Students align themselves to the demanding needs of the industry.					
10	The curriculum and non-curricular initiatives taken up by SCT has helped the students to attain the required competency level.					
11.	Students have the ability to learn industrial practices and mould themselves into the stream.					

Any other points to improve the student quality:

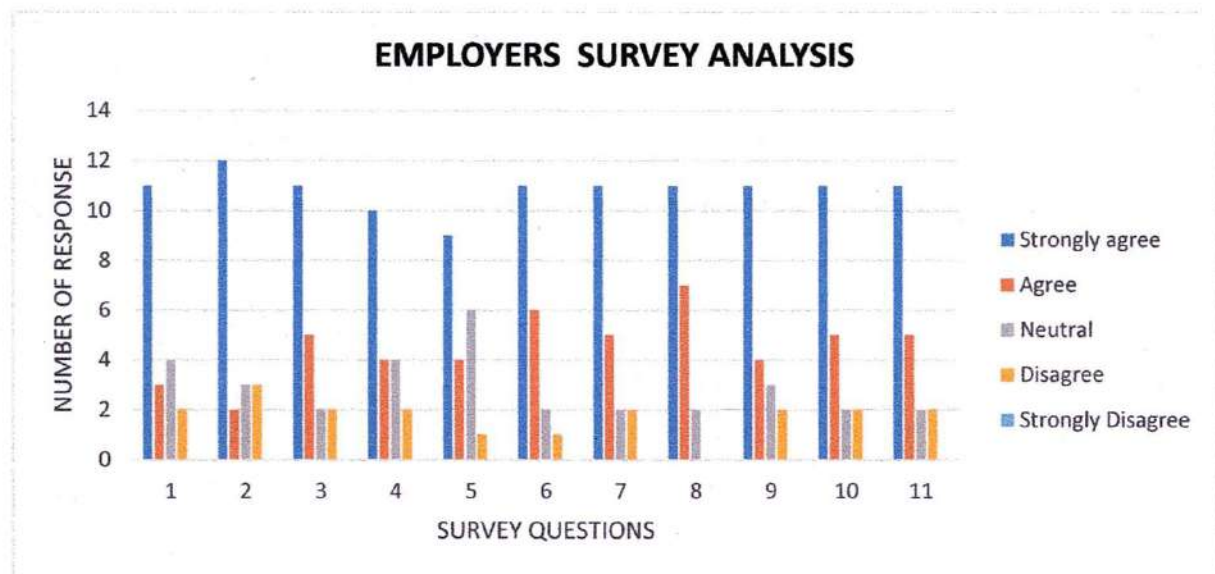
Signature with Name and Industry Name

**Fig-3 Sample Employer survey form**

**Table-2 Response from Employer for 21-22 EVEN sem**

S.No	Particular	Strongly agree	Agree	Neutral	Disagree	Strongly Disagree
1	The technical knowledge of the students is good,	11	3	4	2	0
2	The curriculum and syllabus provide sufficient knowledge.	12	2	3	3	0
3	The students are able to work as part of the team.	11	5	2	2	0
4	The students maintain cordial relation with peers and seniors.	10	4	4	2	0
5	Communication skills of the students are good	9	4	6	1	0
6	Students have the required managerial / leadership qualities.	11	6	2	1	0
7	Students volunteer to get into new initiatives taken up by the industry.	11	5	2	2	0

8	Students contribute substantially to the growth of the industry.	11	7	2	0	0
9	Students align themselves to the demanding needs of the industry.	11	4	3	2	0
10	The curriculum and non-curricular initiatives taken up by SCT has helped the students to attain the required competency level.	11	5	2	2	0
11	Students have the ability to learn industrial practices fast and mold themselves into the stream.	11	5	2	2	0



**Fig-4 Bar chart of Employer responses**

The results of the survey are very positive. The students are confident in their technical skills, satisfied with their education, and have the potential to be successful in their careers.

## Parent Survey

The college regularly seeks feedback from parents with the primary goal of gaining insights into their experiences, evaluating their overall satisfaction levels, and identifying specific areas where our institution/program can improve its support.

Name of the Parent	:	
Qualification	:	
Occupation	:	
Address for Communication	:	
Phone/Mobile no	:	
Name of the Student	:	
Year	:	
Section	:	

S no	Questionnaires related to Curriculum & Syllabus	Feedback ( / mark)			
		Excellent	Good	Satisfactory	Not good
1.	Is the curriculum covers the major focus area of ECE?				
2.	Is the syllabus covered the entire topics related to ECE?				
3.	Is the syllabus covered related to the latest trends?				
4.	Is the syllabus covered can meet the industry requirement?				
5.	Are the topics in the syllabus sufficient for the solve real-time problems?				
6.	Are the lab courses cover the industry standards?				
7.	Are the electives are sufficient for the improvement of knowledge in your ward?				
8.	Is your ward able to follow the syllabus contents?				
9.	Are the contents in the syllabus can make your ward lifelong learning?				

- Do you think any additional courses to be included in the curriculum? If yes give your suggestion.
- Any other suggestions for the improvement of the curriculum & Syllabus?

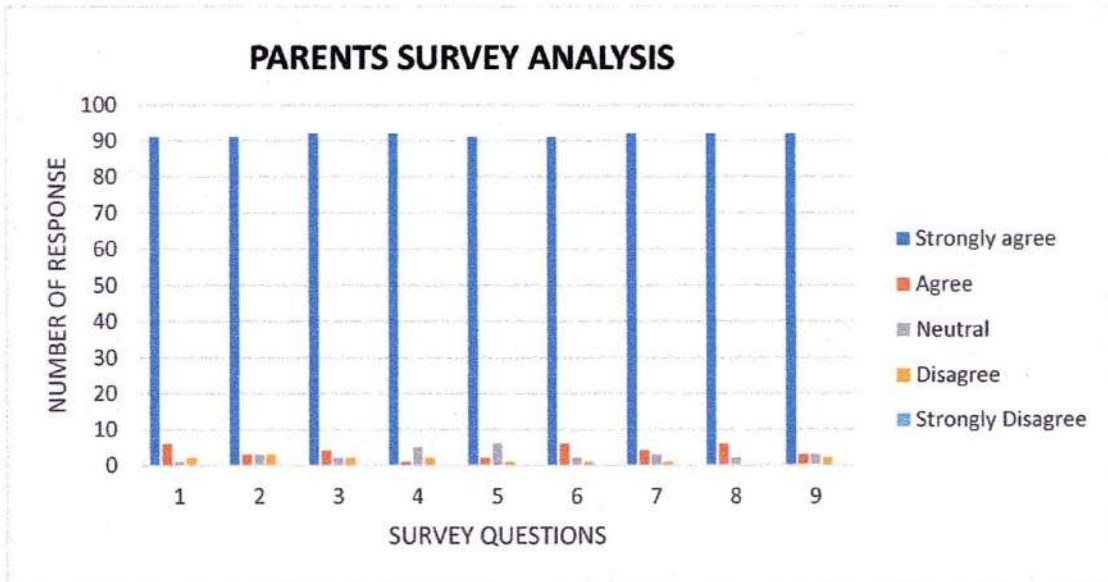
Signature of the Parent

**Fig-5 Sample Parent survey form**

**Table-3 Response from Parents for 21-22 EVEN Semester**

S.No	Particular	Strongly agree	Agree	Neutral	Disagree	Strongly Disagree
1	Is the curriculum covers the major focus area of ECE?	91	6	1	2	0
2	Is the syllabus covered the entire topics related to ECE?	91	3	3	3	0
3	Is the syllabus covered related to the latest trends?	92	4	2	2	0
4	Is the syllabus covered can meet the industry requirement?	92	1	5	2	0

<b>5</b>	Are the topics in the syllabus sufficient for the solve real-time problems?	<b>91</b>	2	6	1	0
<b>6</b>	Are the lab courses cover the industry standards?	<b>91</b>	6	2	1	0
<b>7</b>	Are the electives are sufficient for the improvement of knowledge in your ward?	<b>92</b>	4	3	1	0
<b>8</b>	Is your ward able to follow the syllabus contents?	<b>92</b>	6	2	0	0
<b>9</b>	Are the contents in the syllabus can make your ward lifelong learning?	<b>92</b>	3	3	2	0



**Fig-6 Bar chart of Parents responses**

In summary, the majority of respondents express high satisfaction with the coverage, relevance to industry needs, and potential for lifelong learning in the ECE curriculum and syllabus. However, there are some areas of concern or neutrality that might warrant further exploration or improvement.



## Students Survey

The college periodically solicits feedback from students regarding the curriculum and non-curricular initiatives taken up by SCT has helped the students to attain the required competency level. The primary objective of this analysis is to gain insights into their experiences, assess their overall satisfaction levels, and pinpoint areas where our institution/program can enhance its support.

Name : \_\_\_\_\_  
 Register number : \_\_\_\_\_  
 Programme : B.E/ECE

Date:

S. No.	Descriptor	Excellent	Very good	Good	Satisfactory	Poor
1.	The curriculum and syllabus provide sufficient knowledge and in par with industry needs					
2.	The extent of syllabus coverage in class.					
3.	Usage of teaching aids and ICT in the classroom.					
4.	Fairness in the evaluation process.					
5.	Opportunity to involve in research-related activities					
6.	Initiatives taken by the department for the conduct of industry-oriented courses					
7.	The curriculum and non-curricular initiatives taken up by SCT has helped the students to attain the					
8.	Support rendered by the department for field visit and internship activities					
9.	Overall learning experience in department of ECE					

Any other points:

|

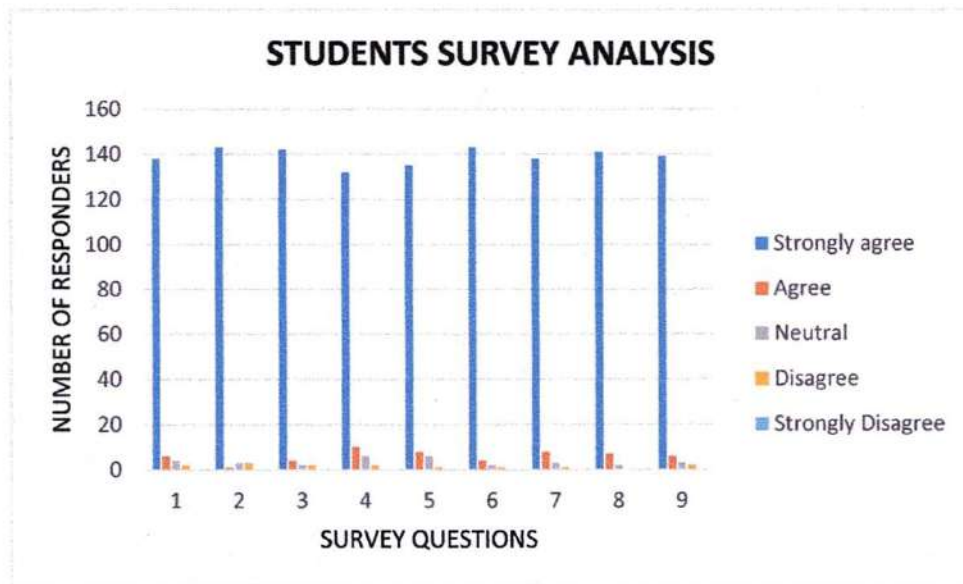
Signature with Name

**Fig-7 Sample Students survey form**

**Table-4 Response from Students for 21-22 EVEN Semester**

S.No	Particular	Strongly agree	Agree	Neutral	Disagree	Strongly Disagree
1	The curriculum and syllabus provide sufficient knowledge and in par with industry needs	138	6	4	2	0
2	The extent of syllabus coverage in class.	143	1	3	3	0
3	Usage of teaching aids and ICT in the classroom.	142	4	2	2	0

4	Fairness in the evaluation process.	132	10	6	2	0
5	Opportunity to involve in research-related activities	135	8	6	1	0
6	Initiatives taken by the department for the conduct of industry-oriented courses.	143	4	2	1	0
7	The curriculum and non-curricular initiatives taken up by SCT has helped the students to attain the required competency level.	138	8	3	1	0
8	Support rendered by the department for field visit and internship activities	141	7	2	0	0
9	Overall learning experience in department of ECE	139	6	3	2	0



**Fig-8 Bar chart of Students responses**

The results of the survey are very positive. The students are confident in their technical skills, satisfied with their education, and have the potential to be successful in their careers. The students have the potential to be leaders in their field. This is evident from the fact that a large majority of students strongly agree or agree with the statement about managerial and leadership qualities. This suggests that the students have the skills and qualities necessary to lead others and to make a positive impact on their organizations.

## Academicians Survey

The college routinely requests feedback from academicians concerning their proficiency in incorporating cutting-edge technologies into their careers and their professional achievements. The main goal of this analysis is to garner insights into their experiences, evaluate their overall satisfaction levels, and identify specific areas where our institution/program can improve its support.

S.No	Descriptor	Strongly agree	Agree	Neutral	Disagree	Strongly disagree
1.	Curriculum and syllabus are need based					
2.	The course outcomes are well defined and clear					
3.	The curriculum has a good balance between theory and practical.					
4.	The textbooks/Reference Books are well suited to the courses.					
5.	The system followed by the department for the design and development of curriculum is effective					
6.	The distribution of contact hours among the course components is appropriate					
7.	The electives offered are in relation to the technological advancements					

|

Additional Comments / Suggestions:

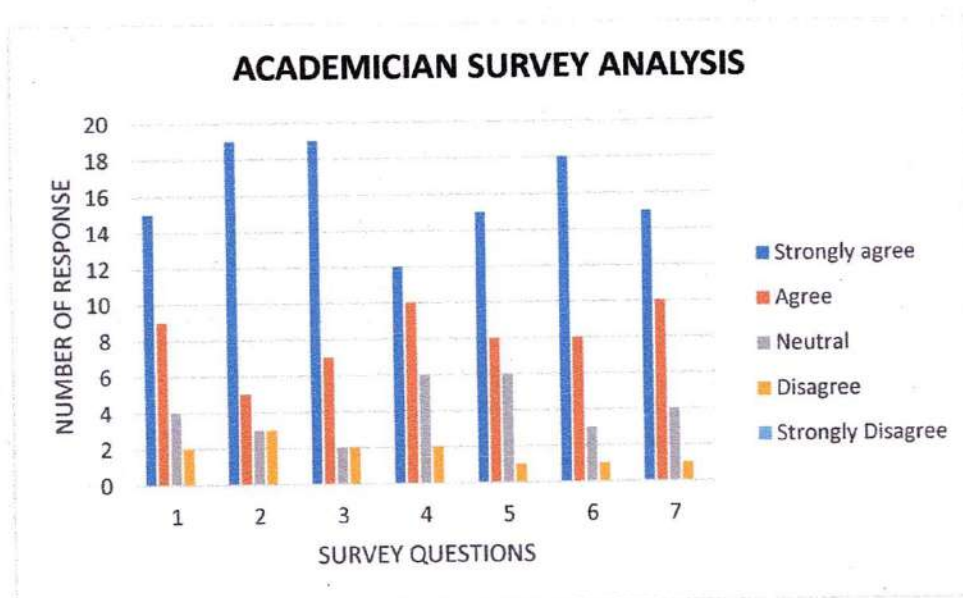
Signature with name and Designation

**Fig-9 Sample Academicians survey form**

**Table-4 Response from Academicians for 21-22 EVEN Semester**

S.No	Particular	Strongly agree	Agree	Neutral	Disagree	Strongly Disagree
1	Curriculum and syllabus are need based	15	9	4	2	0
2	The course outcomes are well defined and clear	19	5	3	3	0
3	The curriculum has a good balance between theory and practical.	19	7	2	2	0
4	The textbooks/Reference Books are well suited to the courses.	12	10	6	2	0

5	The system followed by the department for the design and development of curriculum is effective	15	8	6	1	0
6	The distribution of contact hours among the course components is appropriate	18	8	3	1	0
7	The electives offered are in relation to the technological advancements	15	10	4	1	0



**Fig-10 Bar chart of Academicians responses**

Overall, the majority of respondents express satisfaction and agreement with various aspects of the curriculum and syllabus in the ECE department. However, there are some areas, albeit fewer, where improvements could be considered, as indicated by the neutral and negative responses.

*Dr. T. Shanthi*

**BOS Coordinators**  
Dr T. Shanthi  
Dr. K. Manju

*Dr. R. S. Sabeenian*

**BOS Chairman**  
Dr. R. S. Sabeenian

**Dr. R. S. Sabeenian, M.E., M.B.A., Ph.D**  
Professor and Head of Department,  
Electronics and Communication Engg.  
**SONA COLLEGE OF TECHNOLOGY**  
**SALEM-636 005, Tamil Nadu, India**